

MAXI-PAW™ SERIES

Full or Part Circle Impact Rotor Pop-up Sprinkler

A tradition of excellence.

APPLICATIONS

These heavy duty impact rotors are designed for light commercial and residential automatic irrigation systems. This Series is noted for its superior performance with dirty water.

FEATURES

- Proven impact drive
- Pop-up height: 7.6 cm
- Interchangeable, color-coded bayonet type nozzles
- 5 Matched Precipitation Rate nozzles
- 2 Low-Angle (LA) nozzles
- Easy nozzle change. No tools required
- Double-weighted arm for slower rotation and increased distance of throw
- Low pressure and low flow operation
- Full/part circle (20° to 340°) in one unit
- Precision Jet tube (PJ™) minimizes side splash.
- Distance control diffuser pin
- Multi-function wiper seal
- FP trip lever for full or part circle operation
- Combination ½" (15/21) or ¾" (20/27) female threaded bottom inlet for installation flexibility
- Serviceable through the top of the case
- Optional SAM Kit



SPECIFICATIONS

Radius: 6.7 to 13.7 m

Pressure: 1.7 to 4.1 Bar

Flow rate: 0.34 to 1.91 m³/h

½" (15/21) female threaded side inlet

Nozzle outlet trajectory:

- 23° for 06, 07, 08, 10 and 12 nozzles

- 11° for 07-LA and 10-LA nozzles

Nozzles: 06 (red), 07(black), 08(blue), 10 (yellow), 12 (beige)

Low-Angle nozzles: 07-LA (black), 10-LA (yellow)

DIMENSIONS



Overall body height: 23.6 cm

Exposed top diameter: 12.7 cm

MODEL






2045A MAXI-PAW

LA NOZZLES

Nozzles	bar	m	m³/h	■ mm/h	▲ mm/h
07-LA 	1,7	6,7	0,34	15	17
	2,0	6,9	0,38	16	18
	2,5	7,1	0,42	17	19
	3,0	7,4	0,46	17	19
	3,5	7,6	0,50	17	20
	4,0	7,6	0,54	19	22
10-LA 	1,7	7,6	0,77	27	31
	2,0	8,1	0,83	25	29
	2,5	8,7	0,91	24	28
	3,0	9,2	1,00	24	27
	3,5	9,6	1,09	24	27
	4,0	9,8	1,19	25	29
4,1	9,8	1,23	26	30	

PERFORMANCE MAXI-PAW MPR NOZZLES

■ 50%
▲ 50%

Nozzles	bar	m	m³/h	■ mm/h	▲ mm/h
06 	1,7	-	-	-	-
	2,0	-	-	-	-
	2,5	11,4	0,46	7	8
	3,0	11,5	0,51	8	9
	3,5	11,6	0,55	8	9
	4,0	11,6	0,58	9	10
07 	1,7	9,8	0,50	10	12
	2,0	10,4	0,55	10	12
	2,5	11,0	0,60	10	11
	3,0	11,7	0,66	10	11
	3,5	12,2	0,72	10	11
	4,0	12,5	0,78	10	12
08 	1,7	10,7	0,64	11	13
	2,0	11,1	0,68	11	13
	2,5	11,5	0,75	11	13
	3,0	12,0	0,82	11	13
	3,5	12,4	0,89	12	13
	4,0	12,7	0,94	12	14
10 	1,7	11,6	0,95	14	16
	2,0	12,0	1,01	14	16
	2,5	12,3	1,11	15	17
	3,0	12,7	1,21	15	17
	3,5	13,0	1,31	16	18
	4,0	13,3	1,42	16	19
12 	1,7	11,9	1,25	18	20
	2,0	12,3	1,32	17	20
	2,5	12,7	1,45	18	21
	3,0	13,2	1,58	18	21
	3,5	13,6	1,72	19	22
	4,0	13,7	1,86	20	23
4,1	13,7	1,91	20	24	

ACCESSORY

2045A SAM Kit



TOOL

42064

APPLICATIONS

For removing internal assembly from Mini-Paw® and Maxi-Paw™ rotors.

MODEL

42064

